

Thyroid Uptake Systems

Small in size... power packed

Captus[®] 600 Well Counting System

The CAPTUS 600 Well System offers a full-featured MCA at a budget saving price. The compact main unit has a large blue screen display, that is easy to read. The display offers on-screen prompts for each program section that guide the user through every step.

Patient name and other information can be entered through the alpha/numeric keys, reducing the chance for error on the procedure and on the permanent printed records. The system is easily upgradable through a replaceable memory chip that can be installed without removing the CAPTUS 600 from your department.

This high-quality system provides a fast, accurate, inexpensive method of performing wipe test, blood volume, schilling test, and RBC Survival.

Wipe Testing is simple to perform, yet complete in its ability to identify contamination by nuclide peak. The system performs a peak search on each wipe, identifying any contamination with cpm and dpm display. The user selects the wipes, entering wipe location by name, and the trigger levels. Up to 99 wipes per section and a total of 150 wipes can be stored in the CAPTUS 600's memory.

To meet NRC requirements, the CAPTUS 600 includes a section for wipe tests on packages received.


Blood and Plasma Volume section offers both I-125 and Cr-51 methods giving step-by-step guidance through the counting procedure with automatic calculation of the results. The test procedure calculates whole blood volume, red cell volume and plasma volume.

Red Cell Survival provides the user with a graphic and numeric representation of red cell half life. The program automatically corrects for nuclide decay during the test period, allowing easy interpretation of test results.

FEATURES

- Convenient alpha/numeric keypad for inputting patient name, demographics, etc.
- Laboratory software for wipe test, blood volume, schilling and RBC survival studies
- On screen display of a complete 256 channel MCA with presets, multiple ROIs and configuration archiving



- Automatic self-calibration with daily test and Chi Square program
- Storage for up to 150 wipe assignments with cpm to dpm conversion and customer assigned trigger levels
- Full 2" by 2" NaI drilled well crystal with a brass lined well to minimize backscatter from lead X-rays
- Choice of 1" (2.5 cm) or 2" (5cm) lead shielding
- 

SPECIFICATIONS

- Detector: Well type NaI (TI) 2" x 2" crystal with the following :

	Standard	Optional
Well Diameter	1.6 cm max (5/8")	1.6 cm max (5/8")
Well Depth	4 cm (1 1/4")	4 cm (1 1/4")
Lead Shielding	2.5 cm (1")	5 cm (2")

(Both wells are lined with brass to minimize backscatter)

- Okidata 184 Turbo Microline printer

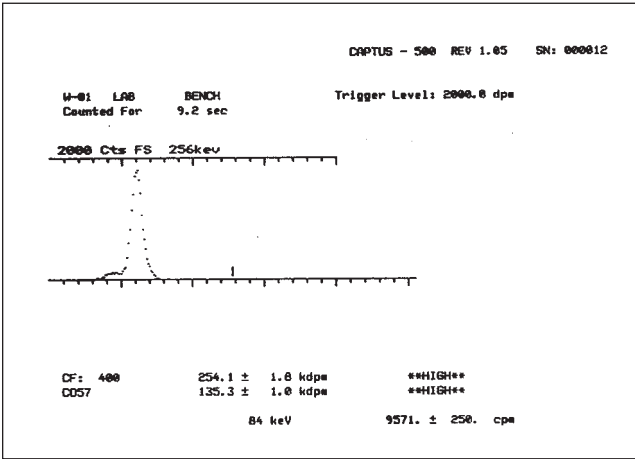
ITEM #	DESCRIPTION
5430-2094	CAPTUS 600 Well Counting System
5430-0069	Optional 2" Shielding Well Detector

Visit us on the web at



www.capintec.com

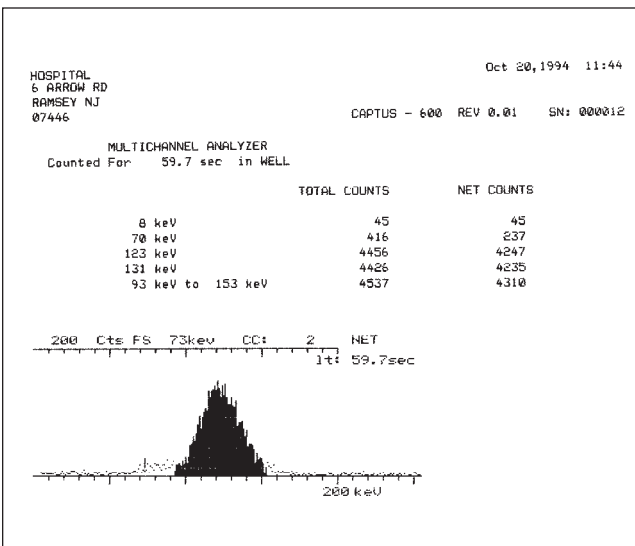
Captus® 600 Well System Printouts



Wipe History Report

The CAPTUS 600 easily performs wipe test counting with full cpm/dpm reporting. Thanks to its high performance 256 channel MCA, nuclides are identified automatically. Corresponding ROIs can also be displayed with a single keystroke!

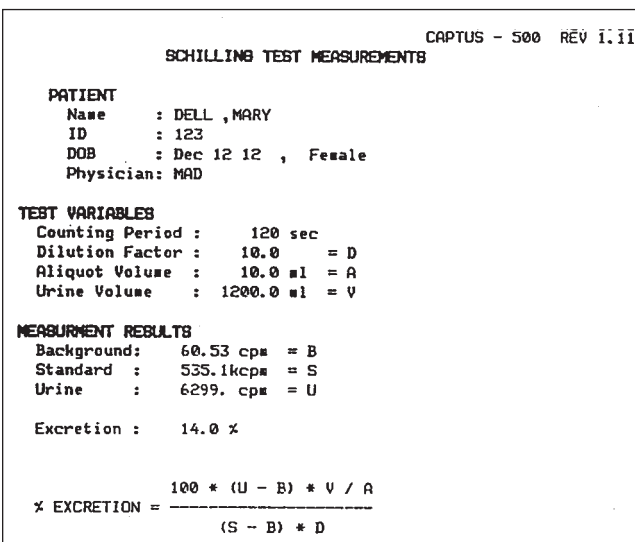
Whether you choose the dedicated well counter or optional drilled crystal configuration, the CAPTUS 600 offers you up to 5 wipe categories with adjustable trigger levels for each category, dpm reporting, full spectrum display and complete report printing.



MCA Spectrum Printout

The 256 channel MCA coupled with the large display screen allows full spectrum displays of all your acquisitions. The MCA includes various setups for multiple ROIs, preset peak counts, preset live times, automatic peak search and identification programs. The full spectrum display allows for both automatic and manual vertical scaling, along with total and net calculations.

When you select any one of the nine preset nuclide keys, the corresponding shaded ROI is automatically displayed on the spectrum for instant qualification. Full page reports for all results and spectrums are printed via the high-speed printer for easy reference.



Schilling Test Measurements

The CAPTUS 600 is programmed for a variety of lab tests including Schilling, Dicopac®, Blood Volume (Cr-51 or I-125) and Red Blood Cell Survival. Results are automatically calculated and displayed for your review. A printout of the results is also available for patient record keeping.

All lab test modules feature easy step-by-step programs to guide you through each acquisition, eliminating calculations and saving you time!