

# Thyroid Uptake Systems

Fast, Accurate, High Quality... Value leader

## Captus<sup>®</sup> 600 System

Designed from the ground up by Capintec's talented engineers, the CAPTUS 600 is a complete microprocessor-controlled thyroid uptake system to meet the needs of your department. The CAPTUS 600 is a high-quality device that offers a cost effective alternative to PC based systems.

With functional power to handle the heaviest workloads, the CAPTUS 600's 256-channel pulse-height analyzer provides features not found on any other non- PC based thyroid uptake system. The Thyroid Uptake module provides protocols where a standard can be measured at each uptake, or the dose can be automatically decay-corrected by the software. Thyroid bioassay for staff members is obtained with only one neck count.

The printer generates complete easy to read reports for all procedures. Menu-driven operations use easy-to-follow prompts on a large screen. The compact spring arm stand permits easy patient positioning and moves on 4 heavy-duty revolving casters. The base is designed to hold an optional well detector. When the optional well is purchased with the CAPTUS 600, the system can be used to count laboratory samples or perform Wipe Tests.



### FEATURES

- Effortless Thyroid Uptakes and Staff Bioassays
- Convenient alpha/numeric keypad for inputting patient name, demographics, etc.
- Optional Well Counter allows Wipe Tests, Blood Volume, Schilling and RBC Survival Tests
- Memory for 15 patients with up to 4 uptakes per patient
- On-screen display of a full featured 256 channel MCA with presets, multiple ROIs and configuration archiving
- Multiple capsule administration protocols
- Daily test and Chi Square programs
- Pre-dose measurement feature with automatic residual activity subtraction
- Uptake procedures with I-131, I-123, or Tc-99m selectable



### SPECIFICATIONS

- Display: blue LCD with cold cathode lamp, backlit, 2.36" (6 cm) x 4.72" (12 cm), resolution 128 x 256 pixels
- Detector: 2" x 2" NaI(Tl) crystal with collimator and shielding
- Pulse-height analyzer:
  - 256 channels
  - 4 ranges (1, 2, 4, 8 keV/ch)
  - Automatic self calibration
  - Linearity: within 2% full scale
  - Differential linearity: 2% SD
  - A-to-D conversion time: 35  $\mu$ sec
  - Low-energy discrimination level: 20 keV or 5 channels
- ROI: automatic or manual background subtraction and Mean energy calculation via curve fitting linear
- Display: automatic or manual
- Readout device: 10 lbs (4.5 kg), 6.5" (16.5 cm) high, 10.5" (26.7 cm) wide, 14" (35.6 cm) deep
- Printer: 10 lbs (4.5 kg), 3.2" (8.1 cm) high, 14.2" (36.0 cm) wide, 10.8" (27.4 cm) deep
- Power: Standard: 115V 3A 50/60Hz  
Optional: 220V 1.5A 50/60Hz  
(with circuit protection, line filter, isolation transformer)

ITEM #	DESCRIPTION
5430-2091	CAPTUS 600 (Master Control Unit only)
0975-137R	Rod Source Cs-137 (0.5 $\mu$ Ci)
5430-2093	CAPTUS 600 Thyroid Uptake System
5430-2092	CAPTUS 600 Thyroid Uptake & Well Detector


Visit us on the web at



[www.capintec.com](http://www.capintec.com)

## Captus<sup>®</sup> 600 Printouts


### Thyroid Uptake Measurement



The CAPTUS-600 speeds you through uptakes with accurate results and professional reports. Our thyroid uptake program allows for three different protocols and the choice of I-123, I-131 or Tc-99m. Simply select your protocol, enter patient data and start the procedure. All screens prompt you automatically for the proper measurement. The CAPTUS-600 also shows the full spectrum display of each acquisition.

A pre-dose feature allows checking of activity levels before starting the procedure; any residual activity is automatically subtracted from the patient measurements during the uptake. At the completion of the test, a full report can be printed which includes patient data, dosage information, measured values, uptake results and even a graph of the study!


### Staff Thyroid Burden Measurement



Through the Bioassay program, the CAPTUS-600 measures and calculates the system efficiency for I-123, I-125, and I-131 in order to provide the most accurate results. The CAPTUS-600 calculates and displays your staff member data for review.

Results can be printed individually, or, by selecting the ALL option, making your record keeping a snap!

### Autocalibration, Daily Test, Chi Square Test & MDA



Autocalibration and daily test have never been easier thanks to the smart software of the CAPTUS-600. Daily testing of the system simply requires selecting the TEST button, selecting probe or well, inserting the source and pressing START! The CAPTUS-600 automatically adjusts the fine gain of the MCA, calculates the FWHM value of the detector, and prints the results.

Chi-Square testing is just as simple! Set counting time and counting repetitions and then you're ready to start acquisitions. The system calculates all the results for you, displays them for your review and prints them automatically. There is even an MDA module (Minimum Detectable Activity). Based upon a user selectable count time and choice of isotope, MDA calculates the minimum detectable activity of the system